






























Halebank C of E Primary School 2003 -2005 Cornerstones Maestro Implementation Schedule for Art and Design

A = 2023-2024 B = 2024-2025	Autumn Term	Spring Term	Summer Term	
Reception – Cherry Class	<p><u>Me and My Community</u></p>  <p><u>Exploring Autumn</u></p>  <p><u>Once Upon a Time</u></p>  <p><u>Sparkle and Shine</u></p>  <p>Creating with materials; Being imaginative and expressive</p>	<p><u>Starry Night</u></p>  <p><u>Winter Wonderland</u></p>  <p><u>Dangerous Dinosaurs</u></p>  <p><u>Puddles and Rainbows</u></p>  <p>Creating with materials; Being imaginative and expressive</p>	<p><u>Sunshine and Flowers</u></p>  <p><u>Shadows and Reflections</u></p>  <p><u>Big Wide World</u></p>  <p><u>Splash</u></p>  <p>Creating with materials; Being imaginative and expressive</p>	
Willow Class Year 1 / 2 Cycle A	<p><u>Mix It (Y1)-</u></p>  <p>Colour theory; Colour wheel; Primary and secondary colours.</p> <p><u>Funny Faces and Fabulous Features -</u></p>  <p>Portraiture; Collage</p>	<p>Drawing – linked to Bright Lights Big City topic</p> <p><u>Rain and Sunrays</u></p>  <p>Line and shape; Texture; Collagraphy</p>	<p><u>Street View</u></p>  <p>3-D murals; Buildings; Significant people – James Rizzi</p>	
Willow Class Year 1 / 2 Cycle B	<p><u>Mix It (Y2)</u></p>	<p>Materials and techniques.</p>	<p><u>Portraits and Poses</u></p>	

	 <p>Colour theory; Colour wheel; Primary and secondary colours.</p> <p>Still Life-</p>  <p>Still life; Colour study; Compositions</p>	<p>Flower Head –</p>  <p>Analysing artwork; Exploring visual elements – colour, shape, form, texture and pattern; Significant artist – Yayoi Kusama; Drawing; Printmaking; 3-D forms</p>	 <p>Portraiture; Royal portraits; Sketching; Digital artwork</p>	
<p>Beech Class Year 3 / 4 Cycle A</p>	<p>Contrast and Complement (Y3) –</p>  <p>Colour theory; Colour wheel; Tertiary colours; Warm and cool colours; Complementary colours; Analogous colours.</p> <p>Prehistoric Pots-</p>  <p>Significant people – Bell Beaker culture; Sketching; Clay</p>	<p>Ammonite –</p>  <p>Sculpture.</p> <p>People and Places-</p>  <p>Figure drawing; Urban landscapes; Significant artist – LS Lowry</p>	<p>Beautiful Botanicals</p>  <p>Weaving with natural materials; Botanical art and illustration; Observational drawing; Unit and lino printing; Botanical study.</p> <p>Mosaic Masters-</p>  <p>History of mosaics; Sketching; Mosaics</p>	

	techniques; Making Bell Beaker-style pots			
Beech Class Year 3 / 4 Cycle B	<p><u>Contrast and Complement (Y4)-</u></p>  <p>Colour theory; Colour wheel; Tertiary colours; Warm and cool colours; Complementary colours; Analogous colours.</p> <p><u>Warp and Weft-</u></p>  <p>Weaving; Exploring yarns</p>	<p><u>Vista –</u></p>  <p>Landscape; Perspective.</p> <p><u>Functional and Fancy Fabrics</u></p>  <p>Motifs and pattern; Nature; Block printing; Embroidery.</p> <p><u>Animal –</u></p>  <p>Significance of animals in art; Drawing; Printing, Clay sculpture</p>	<p><u>Statues, Statuettes and Figurines</u></p>  <p>Figure drawing; Statues, statuettes and figurines; Sculptures from ancient civilisations; Clay work and sculpting.</p> <p><u>Islamic Art</u></p>  <p>- Features of Islamic art; Motifs and patterns; High and low relief clay sculpture</p>	
Oak Class Year 5 / 6 Cycle A	<p><u>Tints, Tones and Shades (Y5)</u></p>  <p>Colour theory; Colour wheel; Mixing tints, shades and tones; Landscapes.</p> <p><u>Taotie</u></p>	<p><u>Line, Light and Shadows] –</u></p>  <p>Continuous line drawing; Significant artists – Pablo Picasso and Rembrandt; Shading techniques; Drawing on black paper; Black and white photography.</p>	<p><u>Mixed Media</u></p>  <p>Paper crafts; Papermaking; Paper, fabric, mixed media and surreal photo collage; Mixed media artwork.</p> <p><u>Expression</u></p>	

	 <p>Taotie motifs; Casting methods; Watercolour</p>	<p>Nature's Art</p>  <p>Land art; Natural materials; Relief sculpture; Installations</p>	 <p>Expressionist art movement; Significant artist – Edvard Munch; Portrait photography; Expression; Self-portraits</p>	
<p>Oak Class Year 5 / 6 Cycle B</p>	<p>Tints, Tones and Shades (Y6)</p>  <p>Colour theory; Colour wheel; Mixing tints, shades and tones; Landscapes.</p> <p>Trailblazers, Barrier Breakers-</p>  <p>Significant black artists; Analysing artwork; Creating artwork with meaning</p>	<p>Inuit</p>  <p>Printmaking; Carving.</p> <p>Environmental Artists</p>  <p>Environmental art; Recycled, reused, and repurposed materials</p>	<p>Distortion and Abstraction</p>  <p>Abstract art; Abstraction by line, colour and shape; Significant artists – Pablo Picasso, Robert Delaunay and Sonia Delaunay; Orphism.</p> <p>Bees, Beetles and Butterflies</p>  <p>Using sketchbooks; Observational drawing; Mixed media collage; Pop Art</p>	